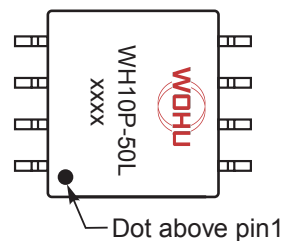
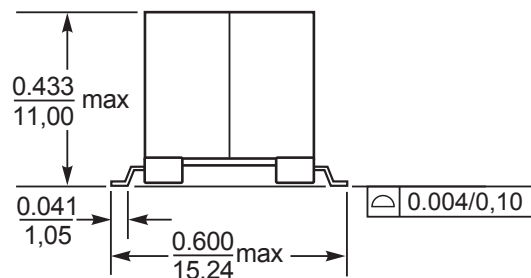


REACH & RoHS
COMPLIANT

REV.	ECN / DESCRIPTION	BY	DATE
A0	NEW	MQ.Qu	2020.06.16



- Designed for Power over Ethernet PD controllers for applications up to 10 Watts.
- Operates in continuous conduction mode with 36 – 72 V input
- 1500 Vrms, one minute isolation between primary and secondary

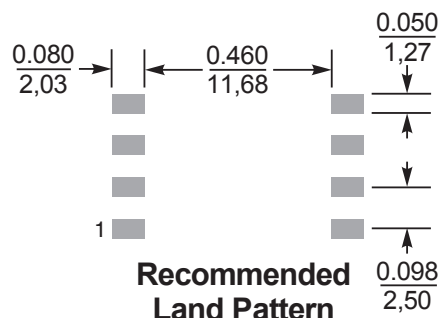
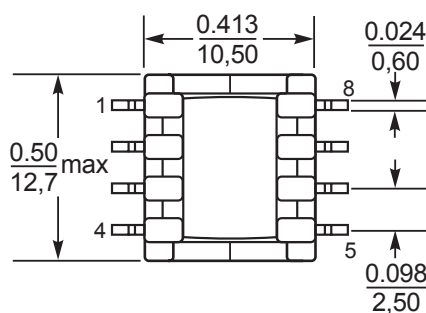
Core material Ferrite

Terminations RoHS tin-silver over tin over nickel over phosph bronze.

Weight 3.8 – 3.9 g

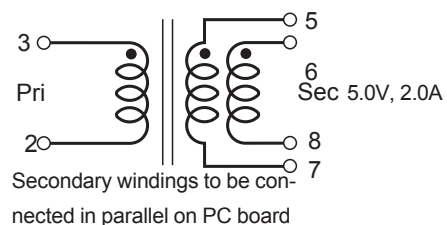
Ambient temperature –40°C to +85°C

Storage temperature Component: –40°C to +85°C. Tape and reel packaging: –40°C to +80°C **Maximum part temperature** +125°C (ambient + temp rise)



**Recommended
Land Pattern**

Dimensions are in $\frac{\text{inches}}{\text{mm}}$



1. Inductance is for the primary, measured at 400 kHz, 0.4 Vrms, 0 Adc.
2. Ipk is peak primary current drawn at minimum input voltage.
3. DCR for the secondary is per winding.
4. Leakage inductance measured between pins 2 and 3 with all secondary pins shorted.
5. Turns ratio is with the secondary windings connected in parallel.
6. Output is with the secondary windings connected in parallel.
7. Electrical specifications at 25°C.



苏州沃虎电子科技有限公司

Tel:4001048018 Http://www.wohu-tek.com

Part number ¹	Power (W)	Inductance at 0 A ² ±10% (μH)	Inductance at Ipk ³ min (μH)	DCR max (Ohms) ⁴		Leakage inductance max (μH) ⁵	Turns ratio ⁶ pri : sec	Ipk ³ (A)	Output
				pri	sec				
WH10P-50L	10	40	36	0.098	0.045	0.340	1 : 0.4	1.3	5.0V, 2.0A