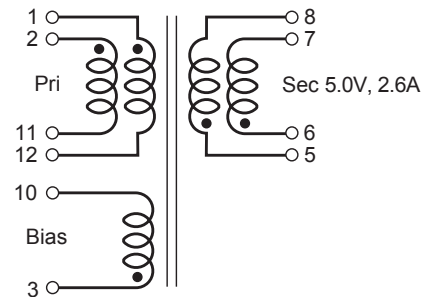
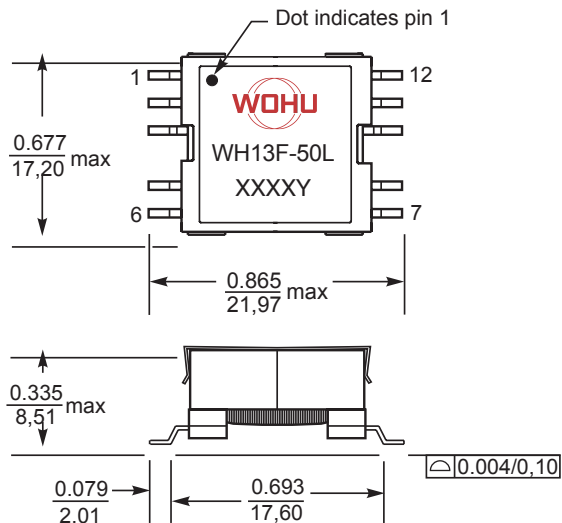


REACH & RoHS
COMPLIANT

REV.	ECN / DESCRIPTION	BY	DATE
A0	NEW	MQ.Qu	2020.06.02



Primary windings and secondary windings to be connected in parallel on PC board.

- Flyback transformers for 6 W and 13 W PoE applications
- Designed to operate with 36 – 72 V input at 250 kHz
- 1500 Vrms. one minute isolation primary and bias to secondary

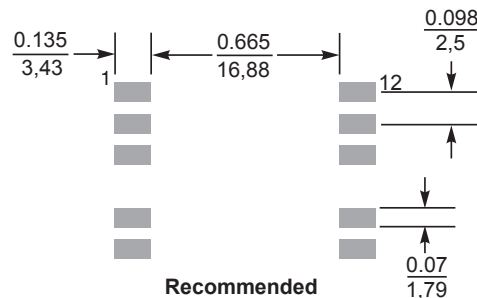
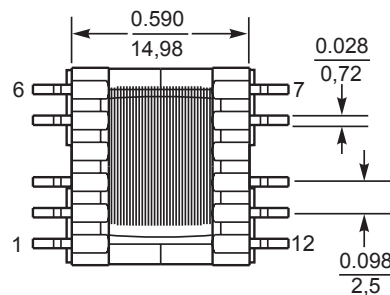
Terminations RoHS tin-silver over tin over nickel over phos bronze.

Weight 5.0 – 5.6 g

Ambient temperature –40°C to +125°C

Storage temperature Component: –40°C to +125°C.

Tape and reel packaging: –40°C to +80°C



Recommended
Land Pattern

1. Inductance is for the primary, measured at 250 kHz, 0.3 Vrms.
2. Peak primary current drawn at minimum input voltage.
3. DCR for the primary and for the secondary are with the windings connected in parallel.
4. Leakage inductance is for the primary windings with the secondary windings shorted.
5. Turns ratios are with the primary the secondary windings connected in parallel.
6. Output of the secondary is with the windings connected in parallel. Bias winding output is 12 V, 20 mA.
7. Electrical specifications at 25°C.

Dimensions are in inches
mm



苏州沃虎电子科技有限公司

Tel:4001048018 Http://www.wohu-tek.com

Part number ¹	Power (W)	Inductance at 0 A ² ±10% (µH)	Inductance at I _{pk} ³ min (µH)	DCR max (Ohms) ⁴			Leakage inductance ⁵ max (µH)	Turns ratios ⁶		I _{pk} ³ (A)	Output ⁷
				pri	sec	bias		pri : sec	pri : bias		
WH13F-50L	13	40	36	0.130	0.009	0.165	1.9	1 : 0.15	1 : 0.35	2.1	5.0V, 2.6A